


B E Y O N D C O L O U R I N P R I N T

Colour Solutions for Professional Printing



**Japanese
Excellence**
For Over 100 Years

Colourful and Connected LED Printing


Brother's new range of colour LED printers are expertly engineered to help boost productivity in your home or small office. These devices are designed to be quiet whilst still offering excellent quality and fast print speeds combined with the user-friendly interface, you'll be ready to begin printing straight out of the box.

Colours That Go Beyond

01

True To Life

Professional printouts that are vibrantly accurate. Utilising Brother's leading LED technology, colours are crisp and sharp, with gradients being smooth and natural. Reduce the guesswork and excessive reprints as documents produced are as accurate as how you calibrate them on screen.



The Perfect Partner for Your Small Office



02

Meet High Volume Printing Needs

Print so much more at a fraction of the cost for greater value overall. Brother's High Yield consumables offer incredibly efficient print usage rates that reduce the need for frequent replacements. Print costs are averaged out over a longer period of time as well, keeping Total Cost of Ownership (TCO) low.

03

Fast Prints On Demand



Speed when you need it. Both colour and monochromatic documents print at impressive output speeds on various supported types of media, such as up to 30ppm* for A4 and 31ppm* on letter. Have documents ready in hand on time, as productivity is improved thanks to less time spent waiting.

CARTRIDGES YIELD:

3,000**
PAGES ≡
on black** prints

2,300**
PAGES ≡
on colour** prints

*For MFC-L8390CDW **Approximate cartridge yield is declared in accordance with ISO/IEC 19798.

Cost & Resource Saving Prints



04

Reducing Up To **50%** Paper Waste

Print with much less waste. The automatic 2-sided printing* offers up to 50% reduction in paper waste created while printing documents, saving costs in the process.

*For selected models only





Small & Silent

05

Quiet Operations

Print documents with minimal noise using Quiet Mode. Ready Mode also ensures that it operates silently while on standby for a greater peace of mind.

06

Compact-Sized for Flexibility

Experience flexibility with printer placement. The compact size of the printers allows for flexible placement anywhere in your workspaces without taking up too much space, making it easy to integrate it into your workflow for improved productivity.

Secure your documents with Fuss-free Connectivity



07

Enhanced Sharing Accessibility

Brother's built-in Wi-Fi and Ethernet provide for an effortless experience in sharing your machine with other users on the same network. Its integrated NFC reader** lets authorised users gain access securely by tapping their NFC card.



08

Connectivity for Convenience

Access important documents with greater ease. Print and scan your documents from and to mobile devices with ease by using the Brother Mobile Connect application*. Additional intuitive applications like Brother Apps** and WebConnect** also help to create seamless scanning and printing processes.

* The printer and the application must be on the same network to function properly.** For selected models only.

09

Secure Your Important Documents

Maximum security for documents. The Secure Print function provides a built-in solution for important document security that ensures documents retrieved are not read or copied by unauthorised users without the required four-digit PIN. Documents that are not retrieved are automatically deleted, saving costs while being environmentally friendly.





DCP-L3520CDW



DCP-L3560CDW



MFC-L3720CDW



MFC-L3760CDW



MFC-L8390CDW

Key Functions	Print, Scan, Copy and Copy		Print, Scan, Copy and Fax		
Description	Colour LED Multi-Function Centre with Wireless Connectivity with 2-Sided printing	Colour LED Multi-Function Centre with Wireless Connectivity, Gigabit Ethernet Connectivity, 2-Sided printing and 3.5" touch screen panel	High productivity Colour LED Multi-Function Centre with Wireless Connectivity and 2-Sided printing	High productivity Colour LED Multi-Function centre with Wireless Connectivity, Gigabit Ethernet Connectivity and 2-sided printing	High productivity Colour LED Multi-Function Centre with Wireless Connectivity, NFC, Gigabit Ethernet Connectivity and Automatic 2-Sided Printing and Scanning
Print Speed (A4/Letter)	Up to 18/19 ppm	Up to 26/27 ppm	Up to 18/19 ppm	Up to 26/27 ppm	Up to 30/31 ppm
Print Resolution	600 x 600 dpi, 2,400 dpi (600 x 2,400) quality				
First Print Out Time (Ready)	Less than 15/15 secs (Mono/Colour)	Less than 13.5/13.5 secs (Mono/Colour)	Less than 15/15 secs (Mono/Colour)	Less than 13.5/13.5 secs (Mono/Colour)	Less than 12.5/12.5 secs (Mono/Colour)
2-Sided Feature	Automatic 2-Sided Printing				
COPY FUNCTIONS					
Copy Speed (A4/Letter)	Up to 18/19 cpm	Up to 26/27 cpm	Up to 18/19 cpm	Up to 26/27 cpm	Up to 30/31 cpm
Copy Resolution	600 x 600 dpi				
Reduction / Enlargement Ratio	25% - 400% in 1% increments				
Copy Features	N in 1				
SCAN FUNCTIONS					
Scan Speed (Mono/Colour) ¹	-	27/21 ipm (A4) 29/22 ipm (LTR)			
Scan Technology	CIS				Dual CIS
Automatic 2-Sided scanning	-				Yes
Resolution (Optical)	Max 1,200 x 1,200 dpi				
Resolution (Interpolated)	Max. 19,200 x 19,200 dpi				
Scan-to Functions	Sharepoint, E-mail, Image, OCR, File, FTP, Network (Windows Only)		Sharepoint, E-mail, Image, OCR, File, FTP, Network (Windows only), USB		Sharepoint, E-mail, Email Server, Image, OCR, File, FTP, SFTP, Network (Windows only), USB
FAX FUNCTIONS					
Modem Speed	-		33,600 bps (Fax)		
Transmission Speed	-		Approx. 2.5 sec. (ITU-T Test Chart, Standard Resolution, JBIG)		
Memory Transmission/Out-of-paper Reception	-		Up to 500 pages (ITU-T Test Chart, Standard Resolution, JBIG)		
Speed Dial	-		300 locations		
Group Dial	-		20 groups		
Broadcasting	-		350 locations		
CONNECTIVITY/NETWORKING					
Interface	USB 2.0, Wi-Fi Direct, Wireless Lan (2.4GHz)	USB 2.0, Gigabit Ethernet (10Base-T/100Base-TX/1000Base-T), Wi-Fi Direct, Wireless LAN (2.4GHz)	USB 2.0, Wi-Fi Direct, Wireless LAN (2.4GHz)	USB 2.0, Gigabit Ethernet (10Base-T/100Base-TX/1000Base-T), Wi-Fi Direct, Wireless LAN (2.4GHz)	USB 2.0, Gigabit Ethernet (10Base-T/100Base-TX/1000Base-T), Wi-Fi Direct, Wireless LAN (2.4GHz)
Front USB Direct Print	-			Yes	
Near-Field Connectivity (NFC)	-				Yes (Card Reader/NFC Shortcut)
Mobile Solutions	AirPrint, Mopria and Brother Mobile Connect				
Desktop Solutions	Brother iPrint&Scan				
Brother's Cloud Apps	-	Yes			
WebConnect	-	Yes			
PAPER HANDLING					
Input Tray (Standard)	250 Sheets				
Multi-purpose Tray/Manual Slot	1 Sheet				30 Sheets Envelope: 3 envelopes up to 6mm thick
Output Tray (Face Down)	150 Sheets Face Down (80g/m²) 1 Sheet Face Up (straight paper path)				
Optional Paper Tray (Input)	-				250 Sheets
Automatic Document Feeder (ADF)	-	50 Sheets			
Media Weights (Standard Tray/MP Tray)	60 to 163g/m² (16 to 43lb)				
Media Size (Standard Tray)	A4, Letter, Legal, Mexican Legal, India Legal, Executive, A5, A5 Long Edge, A6, JIS B5, A4 Short(270mm), Folio, 16K (195 x 270 mm)				
OTHERS					
Processor Speed	Main: Cortex-A53 800MHz Sub: ARM946 133MHz				
Memory	512MB				
Display	20 characters x 2 lines	3.5" TFT Colour LCD			
OS Compatibility	Windows : Win10, 11 / Server 2012 / 2012R2 / 2016 / 2019 / 2022 Linux : CUPS, LPD/LPRng (x86/x64 environment)				
Utilities & Solutions	BRAdmin Light*, BRAdmin Professional 4*, Web Based Management				
Security Features	Setting Lock, Secure Function Lock, Secure Print		Setting Lock, Secure Function Lock, Secure Print, Active Directory, LDAP		
Power Consumption (Printing/Sleep)	Printing: Average: Approx. 460W Sleep mode: Average: Approx. 10W	Printing: Average: Approx. 560W Sleep mode : Average: Approx. 10W	Printing: Average: Approx. 460W Sleep mode: Average: Approx. 10W	Printing: Average: Approx. 560W Sleep mode: Average: Approx. 10W	Printing: Average: Approx. 620W Sleep mode: Average: Approx. 10W
Power Source	220-240V AC 50/60Hz		220-240V AC 50/60Hz		220-240V AC 50/60Hz
Noise Level (Printing)	LpAm = 46 dB(A)			LpAm = 47 dB(A)	LpAm = 48 dB(A)
SUPPLIES					
Standard-Yield Toner (TN279) ^a	BK: Approx. 1,500 pages CMY: Approx. 1,200 pages				
High-Yield Toner (TN279XL) ^a	BK: Approx. 3,000 pages CMY: Approx. 2,300 pages				
Super High-Yield Toner (TN279XXL)	-				BK: Approx. 4,500 pages CMY: Approx. 4,000 pages
Drum (DR279CL)	Approx. 20,000 pages (1 page/job) Approx. 30,000 pages (3 page/job)				
DIMENSIONS & WEIGHT					
Dimension (W X D x H)	410 x 444 x 355 mm	410 x 444 x 401 mm	410 x 444 x 401 mm	410 x 444 x 404 mm	410 x 462 x 401 mm
Weight w/o Carton, w/ toner/drum	19 kg	20.5 kg	20.5 kg	20.7 kg	22.1 kg




HL-L3220CW



HL-L3280CDW

Key Functions	Print Only	
Description	High Quality Colour printer with wireless connectivity	High Quality Colour printer with 2-Sided printing, Wireless, Gigabit Ethernet connectivity and 2.7" touch screen panel
Print Speed (A4/Letter)	Up to 18/19 ppm	Up to 26/27 ppm
Print Resolution	600 x 600 dpi, 2,400 dpi (600 x 2,400) quality	
First Print Out Time (Ready)	Less than 15/15 secs (Mono/Colour)	Less than 13.5/13.5 secs (Mono/Colour)
2-Sided Feature	-	Automatic 2-Sided Printing
CONNECTIVITY/NETWORKING		
Interface	USB 2.0, Wi-Fi Direct, Wireless LAN (2.4GHz)	USB 2.0, Gigabit Ethernet (10Base-T/100Base-TX/1000Base-T), Wi-Fi Direct, Wireless LAN, (2.4GHz)
Mobile Solutions	AirPrint, Mopria and Mobile Connect App	
Desktop Solutions	Brother iPrint&Scan	
WebConnect	-	Yes
PAPER HANDLING		
Input Tray (Standard)	250 Sheets	
Multi-purpose Tray/Manual Slot	1 Sheet	
Output Tray (Face Down)	150 Sheets Face Down (80g/m²) 1 Sheet Face Up (straight paper path)	
Media Weights (Standard Tray/MP Tray)	60 to 105g/m² (16 to 43lb)	60 to 163g/m² (16 to 43lb)
Media Size (Standard Tray)	A4, Letter, Legal, Mexican Legal, India Legal, Executive, A5, A5 Long Edge, A6, JIS B5, A4 Short (270mm), Folio, 16K (195x270mm)	
OTHERS		
Processor Speed	MAIN: Cortex-A53 800MHz Sub: ARM946 133MHz	
Memory	256MB	
Display	16 characters x 1 line	2.7" TFT ColourLCD (68cm/67.5mm)
OS Compatibility	Windows : Win10, 11 / Server 2012 / 2012R2 / 2016 / 2019 / 2022 Linux : CUPS, LPD/LPRng (x86/x64 environment)	
Utilities & Solutions	BRAdmin Light*, BRAdmin Professional 4*, Web Based Management	
Security Features	Setting Lock, Secure Function Lock, Secure Print	Setting Lock, Secure Function Lock, Secure Print, Active Directory, LDAP
Power Consumption (Printing/Sleep)	Printing: Average: Approx. 430W Sleep mode: Average: Approx. 10W	Printing: Average: Approx. 520W Sleep mode: Average: Approx. 10W
Power Source	220-240 V AC 50 / 60Hz	220-240 V AC 50/60Hz
Noise Level (Printing)	LpAm = 46 dB(A)	LpAm = 47 dB(A)
SUPPLIES		
Standard-Yield Toner (TN279) [§]	BK: Approx. 1,500 pages CMY: Approx. 1,200 pages	
High-Yield Toner (TN279XL) [§]	BK: Approx. 3,000 pages CMY: Approx. 2,300 pages	
Drum (DR279CL)	Approx. 20,000 pages (1 page/job) Approx. 30,000 pages (3 page/job)	
DIMENSIONS & WEIGHT		
Dimension (W X D x H)	399 x 399 x 239 mm	399 x 399 x 274 mm
Weight w/o Carton, w/ Toner/Drum	14.7 kg	15.6 kg

*For Window by download only [†]In accordance with ISO/IEC17991 [‡]In accordance with ISO/IEC 19798



Working with you for a better environment
www.brotherearth.com



**BROTHER
CREATIVECENTRE**

One-stop centre for free downloadable templates



Brother strongly recommends the use of genuine Brother consumable products only. Benefits include better quality print, greater yields per consumable, protection of your machine from damages and achievement of optimum performance. As a precaution, please note that your machine warranty may not cover any damages arising from the use of non-genuine consumables.

www.brother.ae

Microsoft, Windows, the Windows logo and/or other Microsoft products referenced herein are either registered trademarks of Microsoft Corporation in the U.S. and/or other countries. Brother and its logo are trademarks of Brother Industries Ltd., Japan. All specifications are subject to change without notice. All registered trademarks referenced herein are the property of their respective companies. Brother International Corporation, Japan.